



CT35  
Cranab 

# Grapples for forestry, construction and industry

Grapples and grapple saws for professionals

**Cranab**  **Slagkraft** 

FASSI GROUP



# GRAPPLES | OFF-ROAD

Cranab's Off-Road grapples are designed and developed for forwarders, stationary cranes and small cranes on forestry trailers and agricultural tractors.

Together with the FC and EC crane ranges, the grapples form a complete system optimised and thoroughly tested for several applications.

#### DECADES OF EXPERIENCE

Cranab has been manufacturing grapples for forestry machines for almost 60 years. Experience and close dialogues with professional users all over the world have led to today's modern grapple program.

#### CORRECTLY DIMENSIONED

Grapple characteristics and weight were key issues during our development work. When designing the grapples, we have focused on weight optimisation and dimensioning without sacrificing performance, reliability and driveability.

Thanks to meticulous work and smart choices, we were able to reduce material thickness in the grapples while maintaining their strength and durability.

#### LOADING AND UNLOADING

The grapples easily penetrate log piles without damaging the timber and have very good roll-in properties. They are easy to work with and do not dig into the ground. Cranab forestry grapples are designed for efficient loading and unloading, sustained operation and rough handling.

#### MATERIAL SELECTION

To cope with the tough jobs grapples are subjected to every day, and to meet the demands for durability and reliability that professional users place on modern grapples, we use only high-strength steel with optimal properties on all of our grapples. We also use hardened expander pins and forged bearing seatings machined to high precision.

## ROUND WOOD GRAPPLES



### For round timber and logs

**CR grapples** are available in seven different sizes, for the smallest to the largest cranes. The grapples are designed for round timber handling. Roll-in characteristics are very good, as are gripping capacity and opening width.



## ENERGY GRAPPLES



### For energy and fuel

**CE grapples** are available in three different sizes and are specially designed for handling of wood fuel such as tops and brush. The open claw tips provide maximum grip in the material.



## SINGLE-LOG GRAPPLES



### For single-log handling

**The CI grapple** is available in one size and is specially adapted for precision work. The grapple is designed to easily pick one log at a time. It's especially suitable for stationary crane work at sawmills, terminals or industrial applications.



CI160



# GRAPPLES | ON-ROAD

Cranab's on-road grapple series is designed and engineered especially for truck crane work.

The grapple series comprises three sizes, the CT35, CT40 and CT50. While based on our extensive experience of grapples for forestry machines, the series is a further development specially engineered for work with truck cranes.

When used together with Cranab's TL and TZ crane ranges, the grapples form a complete system optimized and carefully tested for their field of use.

## CORRECTLY DIMENSIONED

For road haulage, lower weight is always in focus. When developing the grapples, we focused a lot on weight optimisation and dimensioning without compromising on performance, reliability and ease of operation. Thanks to meticulous work and smart choices, we have been able to reduce material thickness in the grapples and make them narrower than others.

## LOADING AND UNLOADING

Like our off-road grapples, the on-road grapples penetrate log piles easily. They have very good roll-

in properties, are easy to work with and handle the timber efficiently.

Grapples used on forwarders are designed for sustained operation and demanding jobs. Grapples on truck cranes operate at a completely different frequency. Truck grapples are used for loading and unloading log piles and do not usually not dig into the ground like grapples on forwarders. Our on-road grapples are optimized for their area of use.

## CT35



### Small, versatile and compact

The **CT35** is the smallest grapple in the product range. It's a very compact and agile grapple that does the job just as well as the larger models but on a smaller scale.

The grapple is suitable for all applications where smaller trucks and cranes are used and there is no need to pick up large volumes in each grab.



CT35

## CT40



### Grapple that suits most

The **CT40** is our standard size, and this grapple model is suitable for the overwhelming majority of users and truck cranes.

This grapple combines performance, weight and lifting capacity in a very good way. Like its stable mates, the CT40 has great roll-in characteristics, high penetration and wide opening.



CT40

## CT50



### Our biggest on-road grapple

The **CT50** is unique to the truck range and designed to maximize each grab load and maintain the highest tempo. It grabs large volumes at a time.

This grapple size is popular throughout Europe, and the CT50 is unequalled at meeting the needs of the most demanding users and the toughest jobs.



CT50



# GRAPPLES | CONSTRUCTION

Cranab's construction grapple series was created and developed for attachment to excavators.

Our construction grapples are based on the same philosophy as our other grapples: Function, quality, robustness and strength combined with flexibility, smart material choices and optimised weight.

**SUITABLE FOR EXCAVATORS 3-30 TONNES**  
The grapples are designed to meet every user's highest demands for operational reliability and efficient work. The product range consists of three models – a multi-grapple, stone grapple and sorting grapple. Except for the sorting grapple, each model is available in several different sizes to fit excavators from 3 to 30 tonnes.

**SORTS, LIFTS AND GRABS**  
The construction grapples are designed and optimized for their assignments. Typical applications include stone work, sorting, brush handling, materials handling, demolition and general lifting. Our grapples expand an excavator's field of use, making it even more multifunctional and flexible.

If the excavator is equipped with a tiltrotator, the construction grapples supplement the tiltrotator's own grab cassette for heavier work.

**SMART PRODUCT ADVANTAGES**  
The carefully thought-out design of the grapples offers several advantages, including double tie rods for strength and durability as well as load holding valves for maximum safety. The cylinders have end-of-stroke cushioning for gentler operation and extended service life. Expander pins and bushings are well-dimensioned, providing a play-free structure and lower service costs. Grapple geometry optimizes opening widths and gripping properties. The stone and sorting grapples also have replaceable wear bars.

## MULTI-GRAPPLE



### All-rounder grapple that always gets to grips

**MG grapples** have a wide field of use and are ideal for general lifting and picking. The grapple closes tightly, which not only means great grip capacity for brush, but also for objects large and small. The MG grapple is available in five sizes.



## STONE GRAPPLE



### Steady as a rock every time

Available in two sizes, **SG grapples** are specially designed to lift and handle stones and other heavy objects, including scrap and demolition waste. Its open design makes handling materials with different shapes and sizes easy. And with high precision, thanks to claws that grip tip-to-tip. The wear bars are replaceable.



## SORTING GRAPPLE



### For the heaviest jobs

**The SoG grapple** is a sorting grapple for large excavators and the very heaviest jobs. It has an extra wide design and the slightly downward-facing claws that meet tip-to-tip provide maximum precision. Suitable for large dimension demolition, stone sorting, recycling and scrap handling.





# OPTIONS & CHARACTERISTICS

## Increase grapple efficiency. Add a grapple saw.

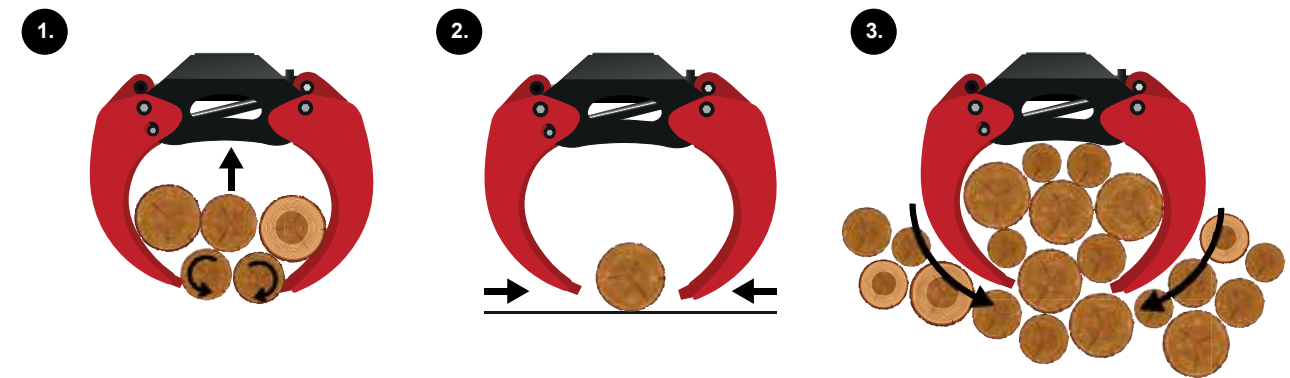
Our GSK grapple saw cassettes are available for use on grapples from CR/CE26 up to CR55 and with saw bar lengths from 75 to 100 cm. Saw chain tensioning and saw bar return are both automatic. The chain is lubricated from a separate lubricating oil tank, and the amount of oil can be easily adjusted. Our grapple saws are suitable for most grapples and can cope with a variety of timber dimensions.



**→ MAKE THE RIGHT CHOICE RIGHT AWAY**

Contact us or a dealer for personal service when choosing your equipment.


You can find your nearest dealer at [www.cranab.com](http://www.cranab.com)



1. One of a grapple's most important characteristics is the way it rolls in timber when closing. Our grapple claws are designed so that the timber rolls smoothly up against the underside of the grapple cradle without catching or blocking the movement.

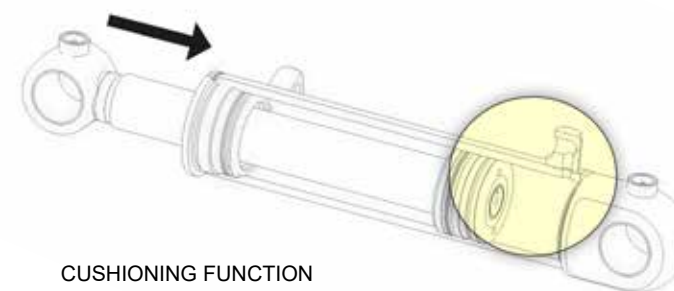
2. When picking timber from the ground, it's important for the grapple not to dig in and pick up moss and soil. The geometry of our grapples and the design of the claw tips allows them to close and pick up timber from the ground without the claws digging in.

3. The ability of a grapple to penetrate a pile of timber without damaging the timber is important. The design of our claw tips and the force in the grapple cylinder allows logs to be picked smoothly from a timber stack or from your own load.




**PISTON ROD GUARD**  
Our CE and CR grapples are equipped with piston rod guards to protect the rods against external effects and damage. Because the guard is secured with bolts, it's easy to install and remove for service or replacement. It's also easy to remove if it's necessary to use the grapple without a guard.

**FORGED BEARING SEATINGS**  
Our bearing seatings are forged. This makes them highly durable with greater robustness, and better and smoother bearing characteristics.



**CUSHIONING FUNCTION**  
All of our grapple cylinders have end-of-stroke cushioning. This means longer service life, gentler operation and no jolt at the end of the stroke.



**EXPANDER PINS AND BUSHINGS**  
Conically shaped and with high accuracy machined expander pins and the corresponding counter cone guarantee rotation protection and movement only in the intended bearing point. Perforated bushings ensure even lubrication and noticeably reduce wear, ensuring play-free grips and a very long grapple life.

### HOW TO CHOOSE THE RIGHT GRAPPLE

USE THE TABLES BELOW AS A GUIDE TO FIND THE GRAPPLE THAT BEST SUITS YOUR NEEDS

Grapple choice depends on several different factors. The tables on this page provide an idea of which grapple is suitable based on the machine, its weight, the crane and the type of material handled.

For further information, please contact us or your nearest dealer.

#### CR | CE | CI | CT – OFF-ROAD AND ON-ROAD GRAPPLES

CRANAB CRANE MODEL*	FC45	FC53	FC4	FC6	FC8	FC10	FC13	FC14	FC16	TL/TZ12	TZ13	TZ18
GROSS TORQUE (kNm)	45	53	42	67	87	100	120	145	165	99-115	112-118	170
GRAPPLE MODEL												
CR19	•	•	•									
CR23		•		•	•							
CR26				•	•	•	•					
CR35						•	•	•	•			
CR40							•	•	•			
CR45								•	•			
CR55									•			
CE23	•	•	•	•	•							
CE26				•	•	•	•					
CE35						•	•	•	•			
CI160	•	•	•	•	•	•	•	•	•			
CT35										•	•	•
CT40										•	•	•
CT50										•	•	•

\* The grapples fit several cranes from different manufacturers.

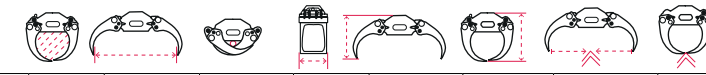
#### MG | SG | SoG – CONSTRUCTION GRAPPLE

MACHINE WEIGHT (TONNES)	3-6	6-11	10-16	15-24	23-30
GRAPPLE MODEL					
MG20	•				
MG30		•			
MG40			•		
SG40			•		
MG60				•	
SG60				•	
MG80					•
SoG80					•

Because we are constantly developing and improving our products, we reserve the right to modify the data in the brochure.

We are not responsible for misprints. If you need further information, please contact us at Cranab.

#### CR | CE | CI | CT – OFF-ROAD AND ON-ROAD GRAPPLES

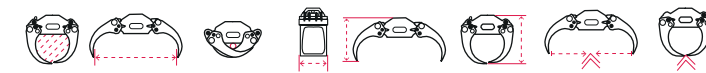


	MPa	Weight	m <sup>2</sup>	Width - max grapple opening	Width - minimum grapple opening	Depth - grapple side	Height - max open grapple	Height - tip to tip	Tip force at max grapple width	Tip force, tip-to-tip	Max permitted load	Expander pins
GRAPPLES	MPa	Kg	m <sup>2</sup>	mm	mm	mm	mm	mm	kN	kN	Kg	
CR19	19	100	0.19	1290	88	362	690	772	7.4	9.1	2000	Yes
CR23	21	105	0.22	1284	94	362	726	800	7.7	9.8	2000	Yes
CR26	25	190	0.26	1500	94	458	793	893	12.4	14.4	3500	Yes
CR35	25	245	0.32	1818	130	503	803	976	16.6	18.5	4000	Yes
CR40	25	315	0.40	1976	136	539	897	1073	16.2	18.2	4000	Yes
CR45	25	330	0.44	1973	110	535	966	1130	16.1	18.2	4000	Yes
CR55	25	410	0.55	2446	152	539	975	1247	16	13.3	4000	Yes
CE23	21	120	0.21	1300	93.5	376	703	791	7.7	9.8	2000	Yes
CE26	25	205	0.23	1524	98	476	759	882	12.4	14.4	3500	Yes
CE35	25	265	0.29	1836	121	523	758	957	16.6	18.5	4000	Yes
CI160	23.5	180	0.14	1098	44	320	791	867	11.7	15.7	3500	Yes
CT35	25	230	0.32	1818	130	499	804	977	16.6	18.5	4000	Yes
CT40	25	250	0.4	1978	129	499	885	1065	16.2	18.2	4000	Yes
CT50	25	265	0.5	2079	170	499	957	1123	15.4	17	4000	Yes

CRANAB GRAPPLE SAWS					CRANAB GRAPPLE SAW CASSETTE	
	Weight excl. rotator	Saw bar length	Max cutting diameter	Max load	Saw motor displacement	14 cc
	kg	cm	cm	kg	Recommended working pressure	19-25 Mpa
GSK CE26	381	75	50	3500	Recommended flow (min/max)	80-100 l/m
GSK CE35	415	82	55	4000	Saw bar	.404/75, 82, 90, 100 cm
GSK CR26	363	75	50	3500	Chain tensioning	Auto
GSK CR35	394	82	55	4000	Chain lubrication	Adjustable
GSK CR40*	425	90	60	4000	Oil tank	Separate
GSK CR45*	440	90	60	4000	Saw bar return	Auto
GSK CR55*	520	90, 100	70	4000	Weight of saw cassette including adapter	110 kg

\*The grapples will launch in 2024

#### MG | SG | SoG – CONSTRUCTION GRAPPLE



	MPa	Weight	m <sup>2</sup>	Width - max grapple opening	Width - minimum grapple opening	Depth - grapple side	Height - max open grapple	Height - tip to tip	Tip force at max grapple width	Tip force, tip-to-tip	Max permitted load	Expander pins
GRAPPLES	MPa	Kg	m <sup>2</sup>	mm	mm	mm	mm	mm	kN	kN	Kg	
MG20	25	150	0.19	1290	82	341	737	818	9.5	12	3000	No
MG30	25	230	0.26	1500	0	456	826	923	12.4	14.4	4800	Yes
MG40	25	393	0.33	1816	125	576	847	1015	16.5	18.1	7000	Yes
SG40	25	465	0.2	1821	411	540	683	882	36.3	19.9	7000	Yes
MG60	25	435	0.4	1980	135	576	932	1107	19.9	22	8400	Yes
SG60	25	535	0.24	2097	477	540	658	942	49.7	20.5	8400	Yes
MG80	25	515	0.62	2591	177	576	954	1300	16.4	20.5	12000	Yes
SoG80	25	795	0.42	2598	624	900	811	1189	41.2	21.7	12000	Yes

# Experience. Technology. Innovation.

Cranab's factories are located in Vindeln, deep in the forests of West Bothnia in Sweden. Here we develop and manufacture world-class cranes, grapples and land clearing machines.

At Cranab, we are driven by a genuine passion for forestry and road clearance technology. We are also driven by our efforts to advance development and a desire for constant improvement.

We are located in northern Sweden, but do business all over the world. We listen carefully to what our customers and users have to say and always respond to market demands. Attentiveness, 60 years of experience and sound technological know-how form the basis of our innovative products.

Cranab, which manufactures products for both Cranab and Slagkraft, is part of the Fassi Group. In addition to Cranab AB, the Swedish arm of the group also includes Vimek AB which manufactures forest machines for non-destructive thinning. Today, the two companies are among the world's leading players in their fields. Their common success factors are the development, manufacture and marketing of leading products and solutions for the latest methods and professional users in forestry and road clearing.



FASSI GROUP